

Fisher-Price®

W9956



Please keep this instruction sheet for future reference,
as it contains important information.

Adult assembly is required. No tools required.

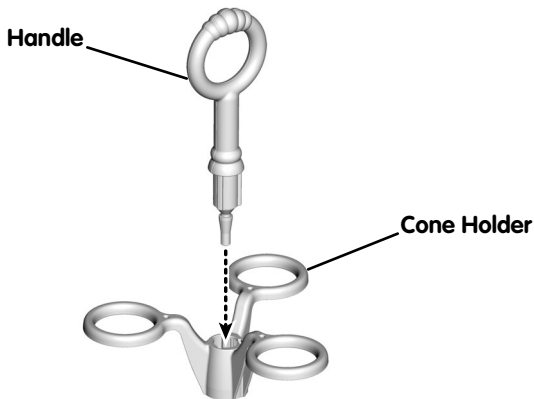
Before use, thoroughly wash all parts that may contact food.

Wipe this toy with a clean, damp cloth.

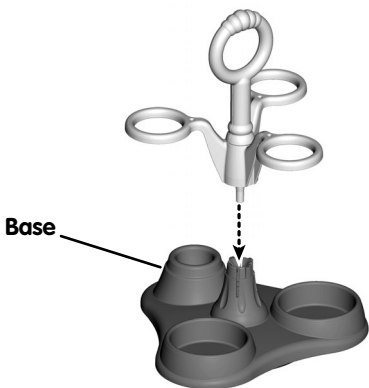
This toy has no consumer serviceable parts. Do not take this toy apart.

fisher-price.com

Assembly




-
- Fit the handle through the opening in the center of the cone holder.



-
- Insert and “**snap**” the end of the handle assembly into the socket in the base.
- Hint:** The handle assembly only fits into the base one way. If it does not seem to fit, turn it around and try again!

"Magic" Scooping Action!



-
- Place the "magic" scooper on top of an ice cream flavor. Press and hold the button on the "magic" scooper.
 - Release the button after placing the ice cream onto a cone!



-
- Set the ice cream caddy on the Servin' Surprises Kitchen & Table (sold separately and subject to availability) to hear party phrases and songs!
 - Store all your ice cream party supplies in the caddy!



CONSUMER ASSISTANCE

1-800-432-5437 (US & Canada)

1300 135 312 (Australia)



service.fisher-price.com

Fisher-Price, Inc., 636 Girard Avenue, East Aurora, NY 14052.

Hearing-impaired consumers: 1-800-382-7470.

Outside the United States:

Canada: Mattel Canada Inc., 6155 Freemont Blvd.,
Mississauga, Ontario L5R 3W2; www.service.mattel.com.

Great Britain: Mattel UK Ltd, Vanwall Business Park,
Maidenhead SL6 4UB. Helpline: 01628 500303.
www.service.mattel.com/uk

Mattel Europa B.V., Gondel 1, 1186MJ Amstelveen, Nederland.

Australia: Mattel Australia Pty. Ltd., 658 Church Street,
Locked Bag #870, Richmond, Victoria 3121 Australia.

New Zealand: 16-18 William Pickering Drive,
Albany 1331, Auckland.