

**Fisher-Price®**

**W9952**



Please keep this instruction sheet for future reference,  
as it contains important information.

Adult assembly is required. No tools required.

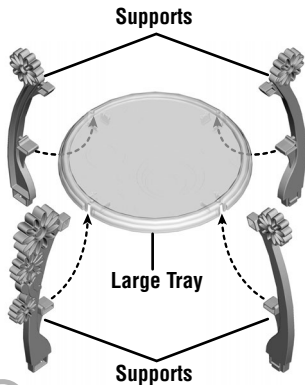
Before use, thoroughly wash all parts that may contact food.

Wipe this toy with a clean, damp cloth.

This toy has no consumer serviceable parts. Do not take this toy apart.

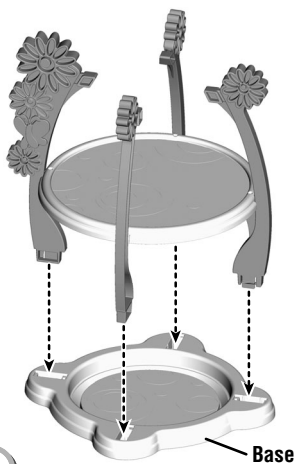
**fisher-price.com**

# Assembly



1

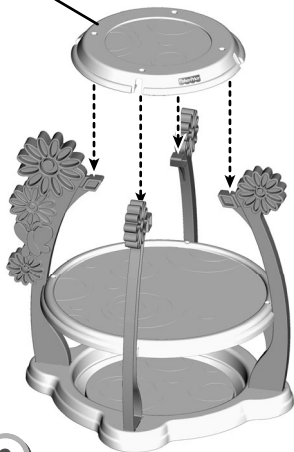
- Fit the center tab on each support up into the slots in the large tray.



2

- Fit the end of each support into the slots in the base. Push to "snap" in place.

Small Tray



3

- Align the slots in the small tray with the tabs on the top of each support. Push near each support to "snap" in place.

## "Magic" Pouring Action!



- 
- Tip the teapot for "magic" pouring action!



- 
- Set the tea tray on the Servin' Surprises™ Kitchen & Table (sold separately and subject to availability) to hear tea party phrases and songs!
  - Store all your tea party supplies in the tea tray!



## CONSUMER ASSISTANCE

1-800-432-5437 (US & Canada)

1300 135 312 (Australia)



**service.fisher-price.com**

Fisher-Price, Inc., 636 Girard Avenue, East Aurora, NY 14052.

Hearing-impaired consumers: 1-800-382-7470.

### **Outside the United States:**

Canada: Mattel Canada Inc., 6155 Freemont Blvd.,  
Mississauga, Ontario L5R 3W2; [www.service.mattel.com](http://www.service.mattel.com).

Great Britain: Mattel UK Ltd, Vanwall Business Park,  
Maidenhead SL6 4UB. Helpline: 01628 500303.  
[www.service.mattel.com/uk](http://www.service.mattel.com/uk)

Mattel Europa B.V., Gondel 1, 1186MJ Amstelveen, Nederland.

Australia: Mattel Australia Pty. Ltd., 658 Church Street,  
Locked Bag #870, Richmond, Victoria 3121 Australia.

New Zealand: 16-18 William Pickering Drive,  
Albany 1331, Auckland.