



Please keep this instruction sheet for future reference,
as it contains important information.

Requires three “AA” batteries (included) for operation.

Adult assembly is required for battery replacement.

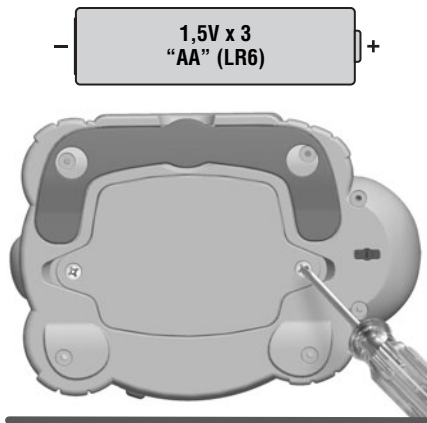
Required tool: Phillips screwdriver (not included).

Always attach all provided fasteners (strings, straps, clamps, clip, etc.) tightly to
a crib or playpen (play yard) according to the instructions. Check frequently.

Wipe this toy with a clean, damp cloth. Do not immerse.

This toy has no consumer serviceable parts. Do not take apart.

Battery Replacement



For best performance, we recommend replacing the batteries that came with this toy with three new "AA" (LR6) alkaline batteries.

- Locate the battery compartment on the bottom of the toy. Loosen the screws with a Phillips screwdriver. Remove the door.
- Remove the exhausted batteries and dispose of them properly.
- Insert three, new "AA" (LR6) **alkaline** batteries.
- Replace the battery compartment door and tighten the screws. Do not over-tighten.
- If this toy begins to operate erratically, you may need to reset the electronics. Slide the power/volume switch off and then back on.
- When sounds or light from this toy become faint or stop, it's time for an adult to change the batteries.

Battery Safety Information

In exceptional circumstances, batteries may leak fluids that can cause a chemical burn injury or ruin your product. To avoid battery leakage:

- Do not mix old and new batteries or batteries of different types: alkaline, standard (carbon-zinc) or rechargeable (nickel-cadmium).
- Insert batteries as indicated inside the battery compartment.
- Remove batteries during long periods of non-use. Always remove exhausted batteries from the product. Dispose of batteries safely. Do not dispose of this product in a fire. The batteries inside may explode or leak.
- Never short-circuit the battery terminals.
- Use only batteries of the same or equivalent type, as recommended.
- Do not charge non-rechargeable batteries.
- Remove rechargeable batteries from the product before charging.
- If removable, rechargeable batteries are used, they are only to be charged under adult supervision.



- Protect the environment by not disposing of this product with household waste (2002/96/EC). Check your local authority for recycling advice and facilities (Europe only).



Musical Nightlight



WARNING

Prevent Entanglement Injury

This product may not attach to all crib designs. Do not attach additional strings or straps to attach to a crib or playpen (play yard).



- Slide the power/volume switch to ON with low volume or ON with high volume .
- Pull the clip out completely. Slide the toy onto the play yard wall. Push down to be sure it is completely attached.
- Press the turtle shell to turn on the nightlight . Press the shell again for nightlight and music or again to change the song . Press and hold the shell to turn off nightlight and music .

- When you are finished playing with this toy, slide the power/volume switch OFF .

Hints:

- *Nightlight stays on for approximately five minutes. Music plays for approximately 15 minutes. You can press the shell to turn the nightlight back on while music is playing.*
- *To use on a dresser top, simply remove from the play yard rail. Slide the clip back inside and place on a flat surface.*

Consumer Information



1-800-432-5437 (US & Canada)
1300 135 312 (Australia)

service.fisher-price.com

Fisher-Price, Inc., 636 Girard Avenue, East Aurora, NY 14052.
Hearing-impaired consumers: 1-800-382-7470.

Outside the United States:

Canada: Mattel Canada Inc., 6155 Freemont Blvd.,
Mississauga, Ontario L5R 3W2; www.service.mattel.com.

Great Britain: Mattel UK Ltd, Vanwall Business Park,
Maidenhead SL6 4UB. Helpline: 01628 500303.
www.service.mattel.com/uk

Mattel Europa, B.V., Gondel 1, 1186 MJ Amstelveen, Nederland.

Australia: Mattel Australia Pty. Ltd., 658 Church Street,
Locked Bag #870, Richmond, Victoria 3121 Australia.

New Zealand: 16-18 William Pickering Drive,
Albany 1331, Auckland.

FCC Statement (United States Only)

This equipment has been tested and found to comply with the limits for a Class B digital device, pursuant to Part 15 of the FCC Rules. These limits are designed to provide reasonable protection against harmful interference in a residential installation. This equipment generates, uses and can radiate radio frequency energy and, if not installed and used in accordance with the instructions, may cause harmful interference to radio communications. However, there is no guarantee that interference will not occur in a particular installation. If this equipment does cause harmful interference to radio or television reception, which can be determined by turning the equipment off and on, the user is encouraged to try to correct the interference by one or more of the following measures:

- Reorient or relocate the receiving antenna.
- Increase the separation between the equipment and receiver.
- Consult the dealer or an experienced radio/TV technician for help.

Note: Changes or modifications not expressly approved by the manufacturer responsible for compliance could void the user's authority to operate the equipment. This device complies with Part 15 of the FCC Rules. Operation is subject to the following two conditions: (1) this device may not cause harmful interference and (2) this device must accept any interference received, including interference that may cause undesired operation.

ICES-003

- This Class B digital apparatus complies with Canadian ICES-003.
- Operation is subject to the following two conditions: (1) this device may not cause harmful interference and (2) this device must accept any interference received, including interference that may cause undesired operation.

NMB-003

- Cet appareil numérique de la classe B est conforme à la norme NMB-003 du Canada.
- L'utilisation de ce dispositif est autorisée seulement aux conditions suivantes: (1) il ne doit pas produire de brouillage et (2) l'utilisateur du dispositif doit être prêt à accepter tout brouillage radioélectrique reçu, même si ce brouillage est susceptible de compromettre le fonctionnement du dispositif.

Fisher Price, Inc., a subsidiary of Mattel, Inc., East Aurora, NY 14052 U.S.A.
©2011 Mattel, Inc. All Rights Reserved. ® and ™ designate U.S. trademarks of Mattel, Inc.