



T3261



Please keep this instruction sheet for future reference, as it contains important information.

Adult assembly is required. No tools required for assembly.

www.fisher-price.com

Parts

One-Time Assembly



Tee Top



Tee



Plastic Bat



Batting Guide



Plastic Ball



Base



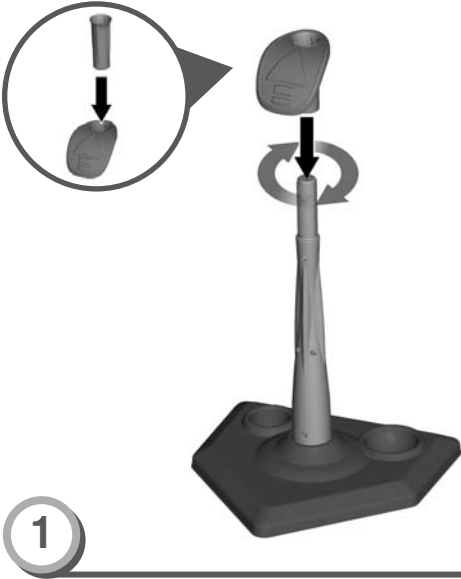
-
- Fit the tee into the base. Push to “snap” in place.

Hint: The tee is designed to fit into the base one way. If it does not seem to fit, turn it until it fits into place.

- Pull up on the tee to be sure it is secure.

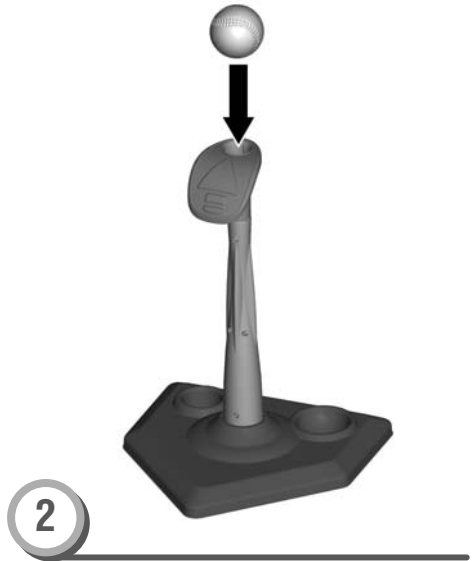
Beginners

Use the batting guide to help hit the ball!



- Slide tee top into the hole in the batting guide. Push down on the tee top to “snap” in place.
- Fit the tee top assembly onto the tee. Turn the tee top to secure it on the tee.

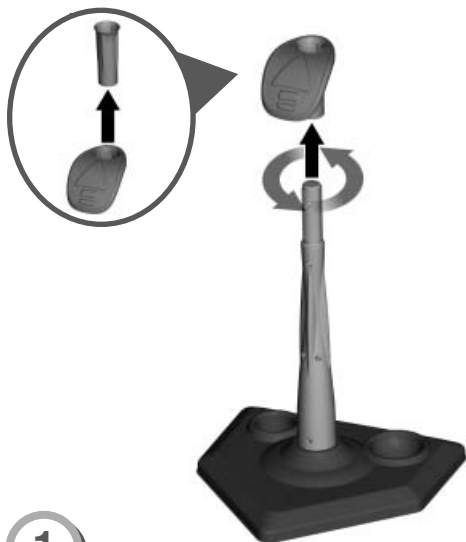
Hint: Turn the tee top clockwise or counter-clockwise to move it up or down to the desired height for your child.



- Place the plastic ball on the tee. Swing the bat.

Pros

For more advanced play, remove the batting guide and hit the ball off the tee!



1

- Turn the tee top to remove it from the tee.
- Remove the batting guide from the tee top and store it for future use.



2

- Fit the tee top onto the tee. Turn the tee top to secure it on the tee.

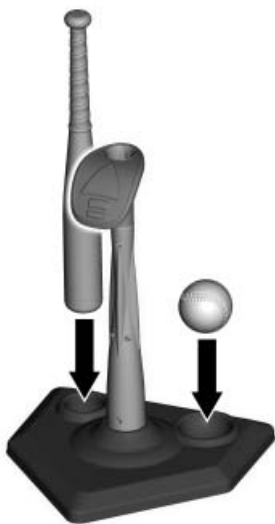
***Hint:** Turn the tee top clockwise or counter-clockwise to move it up or down to the desired height for your child.*



3

- Place the plastic ball on the tee. Swing the bat to hit the ball off the tee.

Storage



-
- Fit the bat and the ball into the base for storage.

Batting Tips

- We recommend that this toy be used outdoors.
- Be sure that when your child is batting, there are no other children in or around the batting area.
- This toy is designed for use with the plastic ball and bat (both included). It is not designed for use with wooden or metal bats, or regulation baseballs or softballs. Use of these balls and bats may damage this toy.
- Hold the bat with hands together, about one or two inches (5 cm) from the knob at the end of the bat.
 - Right-handed batters should have the right hand on top of the left hand.
 - Left-handed batters should have the left hand on top of the right hand.
- Stand with feet about shoulder width apart.
- Swing with a smooth and level motion.

Consumer Information

Care

- Do not leave this product outdoors. Store this product indoors when not in use.
- This product may be wiped clean using a mild cleaning solution and a damp cloth. Do not use bleach. Do not use harsh or abrasive cleaners. Rinse clean with water to remove residue.
- Periodically inspect this product for wear and damage and replace any cracked parts.

**CONSUMER ASSISTANCE**
1-800-432-5437 (US & Canada)
1300 135 312 (Australia)
service.fisher-price.com

Fisher-Price, Inc., 636 Girard Avenue, East Aurora, NY 14052.
Hearing-impaired consumers: 1-800-382-7470.

Outside the United States:

Canada: Mattel Canada Inc., 6155 Freemont Blvd., Mississauga, Ontario L5R 3W2: www.service.mattel.com.

Great Britain: Mattel UK Ltd, Vanwall Business Park, Maidenhead SL6 4UB. Helpline: 01628 500303. www.service.mattel.com/uk

Mattel Europa, B.V., Gondel 1, 1186 MJ Amstelveen, Nederland.

Australia: Mattel Australia Pty. Ltd., 658 Church Street, Locked Bag #870, Richmond, Victoria 3121 Australia.

New Zealand: 16-18 William Pickering Drive, Albany 1331, Auckland.