



Call our Consumer Relations Department, toll-free at 1-800-432-5437, 9 AM - 7 PM EST Monday through Friday and 11 AM - 5 PM EST Saturday. Hearing-impaired consumers using TTY/TDD equipment, please call 1-800-382-7470. Write to us at: Fisher-Price® Consumer Relations, 636 Girard Avenue, East Aurora, New York 14052.

#### **FCC Statement (United States Only)**

This equipment has been tested and found to comply with the limits for a Class B digital device, pursuant to Part 15 of the FCC Rules. These limits are designed to provide reasonable protection against harmful interference in a residential installation. This equipment generates, uses and can radiate radio frequency energy and, if not installed and used in accordance with the instructions, may cause harmful interference to radio communications. However, there is no guarantee that interference will not occur in a particular installation. If this equipment does cause harmful interference to radio or television reception, which can be determined by turning the equipment off and on, the user is encouraged to try to correct the interference by one or more of the following measures:

- Reorient or relocate the receiving antenna.
- Increase the separation between the equipment and receiver.
- Consult the dealer or an experienced radio/TV technician for help.

Note: Changes or modifications not expressly approved by the manufacturer responsible for compliance could void the user's authority to operate the equipment. This device complies with Part 15 of the FCC Rules. Operation is subject to the following two conditions: (1) this device may not cause harmful interference and (2) this device must accept any interference received, including interference that may cause undesired operation.

#### **ICES-003**

- This Class B digital apparatus complies with Canadian ICES-003.
- Operation is subject to the following two conditions: (1) this device may not cause harmful interference and (2) this device must accept any interference received, including interference that may cause undesired operation.

#### **NMB-003**

Cet appareil numérique de la classe Best conforme à la norme NMB-003 du Canada. L'utilisation de ce dispositif est autorisée seulement aux conditions suivantes: (1) il ne doit pas produire de brouillage et (2) l'utilisateur du dispositif doit être prêt à accepter tout brouillage radioélectrique reçu, même si ce brouillage est susceptible de compromettre le fonctionnement du dispositif.

#### **For countries outside the United States:**

**CANADA: Questions? 1-800-432-5437.** Mattel Canada Inc., 6155 Freemont Blvd., Mississauga, Ontario L5R 3W2; [www.service.mattel.com](http://www.service.mattel.com).

**GREAT BRITAIN:** [Mattel UK Ltd, Vanwall Business Park, Maidenhead SL6 4UB.](http://MattelUKLtd.VanwallBusinessPark.MaidenheadSL64UB)  
Helpline: 01628 500303; [www.service.mattel.com/uk](http://www.service.mattel.com/uk).

**AUSTRALIA:** Mattel Australia Pty. Ltd., 658 Church Street, Locked Bag #870, Richmond, Victoria 3121 Australia. Consumer Advisory Service 1300 135 312.

**NEW ZEALAND:** 16-18 William Pickering Drive, Albany 1331, Auckland.

**ASIA:** Mattel East Asia Ltd, Room 1106, South Tower, World Finance Centre, Harbour City, Tsimshatsui, HK, China.

Fisher-Price, Inc., a subsidiary of Mattel, Inc., East Aurora, NY 14052 U.S.A.

©2008 Mattel, Inc. All Right Reserved. ® and ™ designate U.S. trademarks of Mattel, Inc.

**N5964pr-0920**  
**PRINTED IN CHINA**

# Fisher-Price®

Visit [www.fisher-price.com](http://www.fisher-price.com)  
to see the entire world of GeoTrax® accessories!



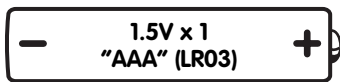
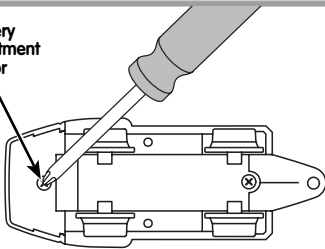
Please keep this instruction sheet for future reference, as it contains important information. Each requires one "AAA" battery (included). Adult assembly is required for battery replacement. Tool required for battery replacement: Phillips screwdriver (not included).

Wipe this toy with a clean cloth dampened with a mild soap and water solution. Do not immerse this toy. This toy has no consumer serviceable parts. Do not take this toy apart.

**GeoTrax**  
Transportation System™

# Battery Replacement

Battery  
Compartment  
Door



***For best performance, we recommend replacing the battery that came with this toy with a new "AAA" (LR03) alkaline battery.***

- Loosen the screws in the battery compartment door with a Phillips screwdriver. Remove the battery compartment door. Remove the exhausted battery and throw it away. Insert a new "AAA" (LR03) **alkaline** battery.

***Hint:*** We recommend using an **alkaline** battery for longer battery life.

- Replace the battery compartment door and tighten the screws with a Phillips screwdriver. Do not over-tighten.
- If toy begins to operate erratically, you may need to reset the electronics. Remove the battery from the toy and replace it back into the toy.
- When sounds or lights become faint or stop, it's time for an adult to change the battery!




- Protect the environment by not disposing of this product with household waste (2002/96/EC). Check your local authority for recycling advice and facilities (Europe only).

## Battery Safety Information

In exceptional circumstances, batteries may leak fluids that can cause a chemical burn injury or ruin your toy. To avoid battery leakage:

- Do not mix old and new batteries or batteries of different types: alkaline, standard (carbon-zinc) or rechargeable (nickel-cadmium).
- Insert batteries as indicated inside the battery compartment.
- Remove batteries during long periods of non-use. Always remove exhausted batteries from the toy. Dispose of batteries safely. Do not dispose of the product in a fire. The batteries inside may explode or leak.
- Never short-circuit the battery terminals.
- Use only batteries of the same or equivalent type, as recommended.
- Do not charge non-rechargeable batteries.
- Remove rechargeable batteries from the toy before charging.
- If removable, rechargeable batteries are used, they are only to be charged under adult supervision.

## Exciting Lights and Sounds!



- Press the button on top of the vehicle for exciting lights and sounds.