

Fisher-Price®

**J0134
Instructions**

A to Z Learning Zoo™



Please keep this instruction sheet for future reference,
as it contains important information.

Requires three "AA" batteries (included).

Adult assembly is required.

Tool required for assembly: Phillips screwdriver (not included).



www.fisher-price.com

Before Use

CAUTION


Please keep small parts such as plastic tabs out of children's reach. Throw the plastic tab away.

Note: A plastic tab is attached to the toy for in-store demonstration purposes. While the tab may have already been removed, check the bottom of the toy to be sure. If the plastic tab is still attached, pull and remove the tab from the toy. Throw the plastic tab away.

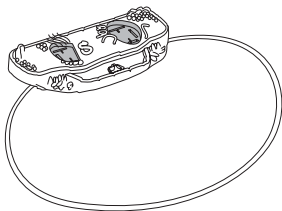
Parts

CAUTION

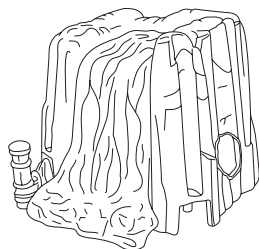
This toy contains small parts in its unassembled state.
Adult assembly is required.



Tree



Base



Waterfall

Parts Not Shown:

Rock Arch
Food Trough
26 Animal Figures
2 Fences
Car




3 Posts

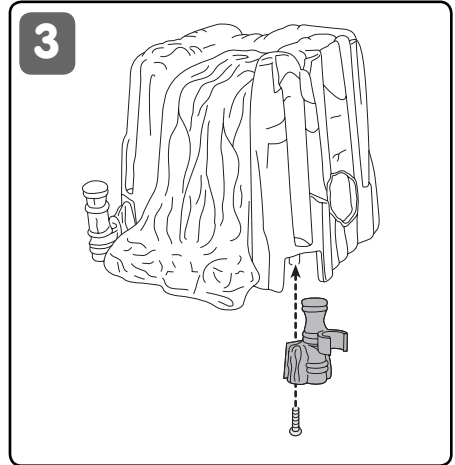


#6 x 1/2" Washer Head
Screw - 3
Shown Actual Size

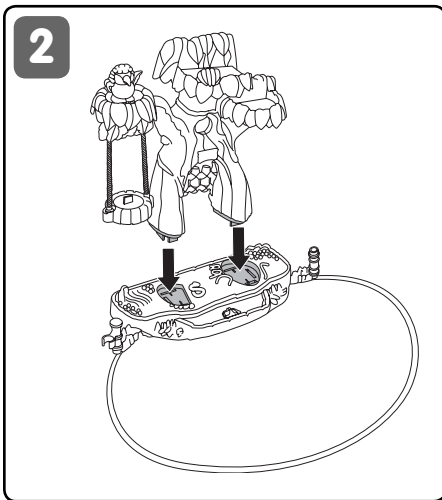
Assembly



- Position the base so the bottom is facing you.
- Align the hole in a post with the matching peg on the bottom of the base, as shown.
- Insert a screw through the post and into the peg. Tighten the screw with a Phillips screwdriver. Do not over-tighten.
- Repeat this procedure to attach the other post.
- Set the base upright.

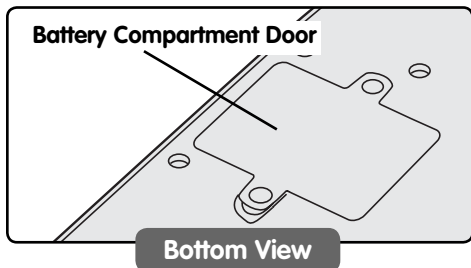


- Align the hole in the post with the matching peg on the bottom of the waterfall, as shown.
- Insert a screw through the post and into the peg. Tighten the screw with a Phillips screwdriver. Do not over-tighten.



- **“Snap”** the tree into the base.

Battery Replacement



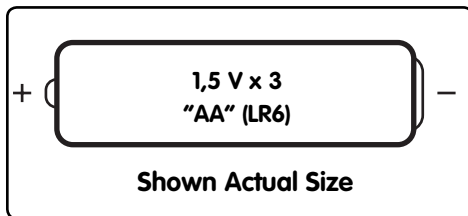
For best performance, we recommend replacing the batteries that came with this toy with three, new "AA" (LR6) alkaline batteries.

- Locate the battery compartment on the bottom of the base.
- Loosen the screws in the battery compartment door with a Phillips screwdriver. Remove the battery compartment door.
- Insert three "AA" (LR6) **alkaline** batteries.

Hint: We recommend using **alkaline** batteries for longer life.

- Replace the battery compartment door and tighten the screws with a Phillips screwdriver. Do not over-tighten.
- When sounds from this toy become faint or stop, it's time for an adult to change the batteries!

Battery Safety Information







Batteries may leak fluids that can cause a chemical burn injury or ruin your toy. To avoid battery leakage:

- Do not mix old and new batteries or batteries of different types: alkaline, standard (carbon-zinc) or rechargeable (nickel-cadmium).
- Insert batteries as indicated inside the battery compartment.
- Remove batteries during long periods of non-use. Always remove exhausted batteries from the toy. Dispose of batteries safely. Do not dispose of batteries in a fire. The batteries may explode or leak.
- Never short-circuit the battery terminals.
- Use only batteries of the same or equivalent type, as recommended.
- Do not charge non-rechargeable batteries.
- Remove rechargeable batteries from the toy before charging.
- If removable, rechargeable batteries are used, they are only to be charged under adult supervision.

Learn at the Zoo!

Hint: To remove wrinkles in the mat, place a couple of books on top of the mat overnight.



- Locate the mode switch on the base.
- Slide the mode switch to either play mode , learn mode  ABC, or off .



Play Mode

- Press any letter to hear the sound that animal makes.

Learn Mode ABC

- Press once to hear the letter. Press again to hear the name of the animal that begins with that letter.




Play Mode

- Press to hear a question about animal sounds.

Learn Mode ABC

- Press and you'll be asked to find animals and letters.



- Press  to hear the A-B-C song with fun animal sounds.

Care

Wipe the surface with a clean cloth dampened with a mild soap and water solution. Do not immerse the toy

Consumer Information

Visit us on line at www.service.fisher-price.com.

Call Fisher-Price® Consumer Relations, toll-free at **1-800-432-5437**, 8 AM - 6 PM EST Monday through Friday. Hearing-impaired consumers using TTY/TDD equipment, please call 1-800-382-7470.

Write to us at: Fisher-Price® Consumer Relations, 636 Girard Avenue, East Aurora, New York 14052.

FCC Note (United States Only)

Note: This equipment has been tested and found to comply with the limits for a Class B digital device, pursuant to Part 15 of the FCC Rules. These limits are designed to provide reasonable protection against harmful interference in a residential installation. This equipment generates, uses and can radiate radio frequency energy and, if not installed and used in accordance with the instructions, may cause harmful interference to radio communications. However, there is no guarantee that interference will not occur in a particular installation. If this equipment does cause harmful interference to radio or television reception, which can be determined by turning the equipment off and on, the user is encouraged to try to correct the interference by one or more of the following measures:

- Reorient or relocate the receiving antenna.
- Increase the separation between the equipment and receiver.
- Consult the dealer or an experienced radio/TV technician for help.

Note: Changes or modifications not expressly approved by the manufacturer responsible for compliance could void the user's authority to operate the equipment.

For countries outside the United States:

CANADA: Questions? **1-800-432-5437**. Mattel Canada Inc., 6155 Freemont Blvd., Mississauga, Ontario L5R 3W2; www.service.mattel.com.

GREAT BRITAIN: [Mattel UK Ltd, Vanwall Business Park, Maidenhead SL6 4UB](http://MattelUKLtd.VanwallBusinessPark.MaidenheadSL64UB). Helpline: 01628 500302. www.service.mattel.com/uk

AUSTRALIA: Mattel Australia Pty. Ltd., 658 Church Street, Locked Bag #870, Richmond, Victoria 3121 Australia. Consumer Advisory Service 1300 135 312.

NEW ZEALAND: 16-18 William Pickering Drive, Albany 1331, Auckland.

ASIA: Mattel East Asia Ltd, Room 1106, South Tower, World Finance Centre, Harbour City, Tsimshatsui, HK, China.