

Fisher-Price®

Please keep this instruction sheet for future reference, as it contains important information.

Requires three "AA" batteries (included).

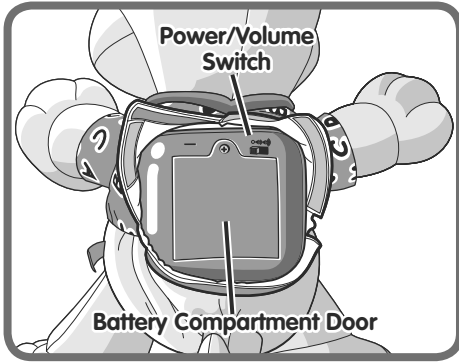
Adult assembly is required for battery replacement.

Tool required for battery replacement: Phillips screwdriver (not included).



www.fisher-price.co.uk

Battery Replacement



For best results, we recommend replacing the batteries that came with this toy with three, new "AA" (LR6) alkaline batteries.

- Open the fasteners on the back of the toy to access the battery compartment.
- Loosen the screws in the battery compartment door with a Phillips screwdriver. Remove the battery compartment door. Throw the exhausted batteries away.
- Insert three, new "AA" (LR6) **alkaline** batteries.

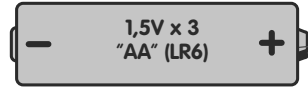
Hint: We recommend using **alkaline** batteries for longer battery life.

- If the toy begins to operate erratically you may need to reset the electronics. Slide the power/volume switch on the back of the toy off and then back on.
- When sounds become faint or stop, it's time for an adult to change the batteries!
- Replace the battery compartment door and tighten the screws with a Phillips screwdriver. Do not over-tighten.
- Close the fasteners on the toy.



- Protect the environment by not disposing of this product with household waste (2002/96/EC). Check your local authority for recycling advice and facilities (Europe only).

Battery Safety Information






In exceptional circumstances, batteries may leak fluids that can cause a chemical burn injury or ruin your product. To avoid battery leakage:


- Do not mix old and new batteries or batteries of different types: alkaline, standard (carbon-zinc) or rechargeable (nickel-cadmium).
- Insert batteries as indicated inside the battery compartment.
- Remove batteries during long periods of non-use. Always remove exhausted batteries from the product. Dispose of this product in a fire. The batteries inside may explode or leak.
- Never short-circuit the battery terminals.
- Use only batteries of the same or equivalent type, as recommended.
- Do not charge non-rechargeable batteries.
- Remove rechargeable batteries from the product before charging.
- If removable, rechargeable batteries are used, they are only to be charged under adult supervision.

Before Use


A plastic tab was attached to the toy for in-store demonstration purposes. While the tab may have already been removed, check the back of the toy to be sure. If the plastic tab is still attached, open the fasteners on the back of the toy and pull and remove the tab. Close the fasteners and throw the plastic tab away.

2 Interactive Play Modes!

- Open the fasteners on the back of the toy and slide the power/volume to either on with low volume ; on with high volume ; or off .
- Locate the mode select switch on puppy's right foot.
- Press the right foot to turn the toy on and start in learning mode. Press again for music mode. Press once more to turn the toy off.



ABC Learning Mode

- Press the puppy's left foot, right hand, heart, tummy or left ear to hear it identified followed by a short ditty. Press again to learn a colour.
- Press the note button  on the puppy's left hand to hear fun learning songs.

Music Mode

- Press the puppy's left foot, left ear, heart or hands to hear a fun song. Press again to hear a fun phrase.
- Press the puppy's tummy to hear another fun song. Press again to hear the puppy giggle and bark.

Care

- Wipe this toy with a clean cloth dampened with a mild soap and water solution. Do not immerse this toy.
- This toy has no consumer serviceable parts. Do not take this toy apart.



service.fisher-price.com

Great Britain: Vanwall Business Park,
Maidenhead SL6 4UB.

Helpline: 01628 500303.

www.service.mattel.com/uk.

Australia: Mattel Australia Pty. Ltd.,
658 Church Street, Locked Bag #870,
Richmond, Victoria 3121 Australia.
Consumer Advisory Service 1300 135 312.

New Zealand: 16-18 William Pickering
Drive, Albany 1331, Auckland.

Asia: Mattel East Asia Ltd, Room 1106,
South Tower, World Finance Centre,
Harbour City, Tsimshatsui, HK, China.

Malaysia: Diimport & Diedarkan Oleh:
Mattel SEA Ptd Ltd. (993532-P) Lot 13.5,
13th Floor, Menara Lien Hoe, Persiaran
Tropicana Golf Country Resort, 47410 PJ.
Tel: +603-3341 9052.

Mattel Europa, B.V., Gondel 1, 1186 MJ
Amstelveen, Nederland.