

**Fisher-Price®**

**W9750**



Please keep this instruction sheet for future reference,  
as it contains important information.

Requires two "AA" batteries (included).

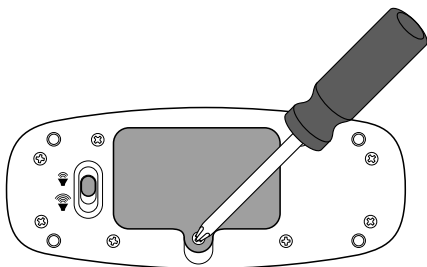
Adult assembly is required for battery replacement.

Tool required for battery replacement: Phillips screwdriver (not included).

This product contains a magnet. Do not use around items that  
are sensitive to or affected by magnetic fields.

**[www.fisher-price.co.uk](http://www.fisher-price.co.uk)**

# Battery Replacement



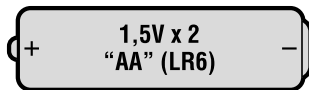
**For best performance, we recommend replacing the batteries that came with this toy with two, new "AA" (LR6) alkaline batteries.**

- Loosen the screw in the battery compartment door with a Phillips screwdriver and remove it.
- Insert two "AA" (LR6) **alkaline** batteries.
- Replace the battery compartment door and tighten the screw. Do not over-tighten.
- If this toy begins to operate erratically, you may need to reset the electronics. Slide the power/mode switch off and then back on.
- When sounds from this toy become faint or stop, it's time for an adult to change the batteries!



- Protect the environment by not disposing of this product with household waste (2002/96/EC). Check your local authority for recycling advice and facilities.

# Battery Safety Information



In exceptional circumstances, batteries may leak fluids that can cause a chemical burn injury or ruin your product. To avoid battery leakage:

- Do not mix old and new batteries or batteries of different types: alkaline, standard (carbon-zinc) or rechargeable (nickel-cadmium).
- Insert batteries as indicated inside the battery compartment.
- Remove batteries during long periods of non-use. Always remove exhausted batteries from the product. Dispose of batteries safely. Do not dispose of this product in a fire. The batteries inside may explode or leak.
- Never short-circuit the battery terminals.
- Use only batteries of the same or equivalent type, as recommended.
- Do not charge non-rechargeable batteries.
- Remove rechargeable batteries from the product before charging.
- If removable, rechargeable batteries are used, they are only to be charged under adult supervision.

# Role Play Fun!

Open and close the purse or press the heart button to learn the alphabet, numbers, colours, opposites, sing-along songs and tunes!



Slide the mode switch to:


**ABC Learning**

 **Music**

 **Imagination**

 **OFF**

Slide the volume switch on the bottom of the toy to low volume  or high volume .



Place the accessories inside the purse for put and take fun!



**Great Britain:** Vanwall Business Park,  
Maidenhead SL6 4UB.

Helpline: 01628 500303.

[www.service.mattel.com/uk](http://www.service.mattel.com/uk).

Mattel Europa, B.V., Gondel 1,  
1186 MJ Amstelveen, Nederland.

**Australia:** Mattel Australia Pty. Ltd.,  
658 Church Street, Locked Bag #870,  
Richmond, Victoria 3121 Australia  
Consumer Advisory Service 1300 135 312.

**New Zealand:** 16-18 William Pickering  
Drive, Albany 1331, Auckland.

**Asia:** Mattel East Asia Ltd, Room 1106,  
South Tower, World Finance Centre,  
Harbour City, Tsimshatsui, HK, China.

**Malaysia:** Diimport & Diedarkan Oleh:  
Mattel SEA Ptd Ltd. (993532-P) Lot 13.5,  
13th Floor, Menara Lien Hoe, Persiaran  
Tropicana Golf Country Resort, 47410 PJ.  
Tel: +603-3341 9052.